


WGI RECAP

Percussion Ensembles

DIVISION Concert / March Div. II

Contest Regional Championships Location Aurora, CO Date April 15, 1995 Prelims _____ Finals

UNITS



Gateway
 Alameda
 Arapahoe
 Broomfield
 Arvada

PERFORMANCE ANALYSIS	Gateway		Alameda		Arapahoe		Broomfield		Arvada	
	FS	MS	FS	MS	FS	MS	FS	MS	FS	MS
Performance Quality (30)	25	27	15	9	16	14	16	12	17	13
Repertoire (20)	17	18	8	8	10	9	12	8	13	9
TOTAL (50)	42	45	23	17	26	23	28	20	30	22
Avg.		43.5		20		24.5		24		26
GENERAL EFFECT	RH MW		RH MW		RH MW		RH MW		RH MW	
	RH	MW	RH	MW	RH	MW	RH	MW	RH	MW
Musical Effectiveness(30)	29.5	27.5	18	17	18.7	19	21.5	18.5	21.6	21
Visual Effectiveness(20)	20	20	9	10	13.5	13	13.0	15	13.1	14
TOTAL (50)	49.5	47.5	27	27	32.2	32	34.5	33.5	34.7	35
Avg.		48.5		27		32.1		34		34.85
TOTAL SCORE		92		47		56.6		58		60.85
Less Penalties		0		.4		0		0		0
FINAL SCORE		92		46.6		56.6		58		60.85
PLACE		1st		4th		3rd		2nd		1st

WGI RECAP

Percussion Ensembles

DIVISION March Div I

Contest Regional Championships


Location Aurora, CO

Date April 15, '95

Prelims

Finals

UNITS



Ponderosa	Overland	Pomona	Bear Creek	Northglenn				
-----------	----------	--------	------------	------------	--	--	--	--

PERFORMANCE ANALYSIS	Ponderosa		Overland		Pomona		Bear Creek		Northglenn					
	FS	MS	FS	MS	FS	MS	FS	MS	FS	MS				
Performance Quality (30)	26	28	24	26	27	25	26	24	28	29				
Repertoire (20)	17	19	15	17	18	18	16	16	19	19				
TOTAL (50)	43	47	39	43	45	43	42	40	47	48				
Avg.		45		41		44		41		47.5				
GENERAL EFFECT	RH MW		RH MW		RH MW		RH MW		RH MW					
Musical Effectiveness(30)	28.2	27.5	28.5	26.7	28.8	26	29.0	27.0	29.1	27.2				
Visual Effectiveness(20)	18.5	18	18.6	19.0	19.0	17.8	18.7	17.5	19.0	19.5				
TOTAL (50)	46.7	45.5	47.1	45.7	47.8	43.8	47.7	44.5	48.1	46.7				
Avg.		46.1		46.4		45.8		46.1		47.4				
TOTAL SCORE		91.1		87.4		89.8		87.1		94.9				
Less Penalties		0		0		0		0		0				
FINAL SCORE		91.1		87.4		89.8		87.1		94.9				
PLACE		2nd		4th		3rd		5th		1st				

(SS)

WGI RECAP


Percussion Ensembles

DIVISION Concert

Contest Regional Championships Location Aurora, CO

Date April 15, '95 Prelims _____ Finals

UNITS



Chatfield	Westminster	Loveland	Montezuma - Cortez	Eaglecrest	Fort Lupton	Rangerview
-----------	-------------	----------	--------------------	------------	-------------	------------

PERFORMANCE ANALYSIS	Chatfield		Westminster		Loveland		Montezuma - Cortez		Eaglecrest		Fort Lupton		Rangerview	
	FS	MS	FS	MS	FS	MS	FS	MS	FS	MS	FS	MS	FS	MS
Performance Quality (30)	16	14	N		N		18	13	19	24	18	15	17	20
Repertoire (20)	9	7	0		0		10	8	12	14	11	9	10	13
TOTAL (50)	25	21					28	21	31	38	29	24	27	33
Avg.		23					24.5		34.5		26.5		30	
GENERAL EFFECT	RH	MW	RH	MW	RH	MW	RH	MW	RH	MW	RH	MW	RH	MW
Musical Effectiveness(30)	20	16	S		S		23	20	25	22.5	24.6	22	25.9	20.5
Visual Effectiveness(20)	20	20	S		S		20	20	20	20	20	20	20	20
TOTAL (50)	40	36					43	40	45	42.5	44.6	42	45.9	40.5
Avg.		38					41.5		43.75		43.3		43.2	
TOTAL SCORE		61					66		78.25		69.8		73.2	
Less Penalties		1.8					15.4		0		0		1	
FINAL SCORE		59.2					50.6		78.25		69.8		73.1	
PLACE		5th					6th		2nd		4th		3rd	